



Narragansett Council BSA

March 2011





Cub Scout Roundtable Book

April 2011 Core Value: **Faith**

Theme: **Believe You Can**



Example Name Tags

 Name:	 Name:	 Name:	 Name:
--	--	---	--

CORE VALUE FOR APRIL

Faith: Having inner strength or confidence based on our trust in a higher power. Cub Scouts will learn that it is important to look for the good in all situations. With their family guiding them, Cub Scouts will grow stronger in their faith.

OPENING CEREMONY: FAMILY'S BELIEF

- CUB SCOUT 1:** It is our family's belief
CUB SCOUT 2: And one for which we pray.
CUB SCOUT 3: That good exists in every person,
CUB SCOUT 4: Every place and every day.
CUB SCOUT 5: We're thankful for our family
CUB SCOUT 6: And for good friends old and new
CUB SCOUT 7: For all the blessings we receive
CUB SCOUT 8: Today, and all year through.

CHEER: CAMPFIRE CHEER

A leader asks everyone to repeat each word, "Crackle, pop, ssssss." Then, together everyone shouts, "We're fired up!"

RECOGNITION CEREMONY: CAMPFIRE

Materials: Pretend fire ring on the floor, tinder, kindling, wood pieces in three sizes with the largest at 1 to 1 ½ inches in diameter.

If this ceremony is conducted outdoors, it might be used to start the fire for the campfire program.

CUBMASTER: It takes several ingredients to make a good fire. First you need tinder to get the fire started. The Bobcat badge is like tinder for the fire. It's the beginning of the Cub Scout trail. Will Bobcat candidates and their parents come forward?

(Briefly talk about their accomplishments and have the boys place tinder in the fire ring. Parents present the boys their badges.)

Next we lay kindling. Will Tiger Cubs and their parents come forward?

(Tiger Cubs add kindling. Talk about their accomplishments and have parents present Tiger Cubs their awards.)

Our next step is to add small wood pieces. Wolf Cub Scouts and their parents, please come forward.

(Boys add small wood pieces. Talk about their accomplishments. Parents present the boys their awards.)

(Repeat the step for the Bear Cub Scouts with larger wood pieces.)

Webelos Scouts add to their knowledge and Scouting experience by completing activities. The fire will not burn very long unless more wood is added. Webelos Scouts and their parents, please come forward.

(Boys add the largest wood pieces. Talk about their accomplishments and have parents present their awards.)

Now our fire is ready to start. We laid the wood just right by following the Cub Scouting program. But once the fire gets going, it needs more fuel to keep burning. Those are your future steps on the Cub Scout trail. Boys, keep adding more wood, and keep your Cub Scout fire burning brightly inside you.

CUBMASTER'S MINUTE: OUR WORLD

As we go back to our homes tonight, I would like all of us to keep these thoughts in mind. Keep your eyes open to behold the beauty in nature and ears sharp to hear the voice of your God. Treat with respect the things God has created. Be wise and see the lessons hidden in every leaf and rock. Look for the good in all situations and in every person, and seek the strength to be helpful to others. Let us all walk along the Cub Scout trail to do our best.

CLOSING CEREMONY: KEEPING THE FAITH

Materials: A battery-powered candle or flashlight with the word "faith" written on it.

Personnel: A set of parents, three Cub Scouts, Cubmaster.

PARENTS: *(Giving the light to their Cub Scout.)* This has served us well, now we are passing it on to you.

CUB SCOUT 1: *(Giving the light to the next Cub Scout.)* My parents gave me this, and it gave me the confidence to explore new places.

CUB SCOUT 2: *(Passing the light to the next Cub Scout.)* My friend passed this on to me, and it helped light my path.

CUB SCOUT 3: *(Examining the light.)* Hey, this is cool! Can I keep it?

CUBMASTER: Sure you can keep it, but eventually you'll want to pass it on. That's part of what "keeping the faith" is all about.



CHARACTER CONNECTION: FAITH

What do you think faith is? How do you show your beliefs? How does a person's faith help him or her? How does your faith make you feel comfortable? What things will you do this month to support your religious beliefs?

See Fun for the Family, No. 33012, for family activities related to this month's Core Value, faith.

SONG: CUB SCOUT TAPS

Tune: "Taps"

(Can be sung to the tune or spoken in a solemn manner.)

Sun of gold,
Sky of blue,
Both are gone from our sight,
Day is through,
Do your best,
Then to rest,
Peace to you.

PROJECT: EDIBLE CAMPFIRE

Materials: Napkins, straws, paper cup, beverage (water), mini marshmallows, shredded coconut, candy corn, small and medium-sized pretzel sticks.

Teach Cub Scouts the steps in building a campfire. Review each of the rules before adding the ingredient.

The ground must be cleared to bare earth. (Open the napkin.)

Circle the area with rocks. (Place mini marshmallows.)

Have a pail of water ready for dousing (cup with beverage).

Keep a poking stick in the pail; being wet, it will be less likely to ignite (straw in a cup).

First you need tinder (shredded coconut) to start the fire.

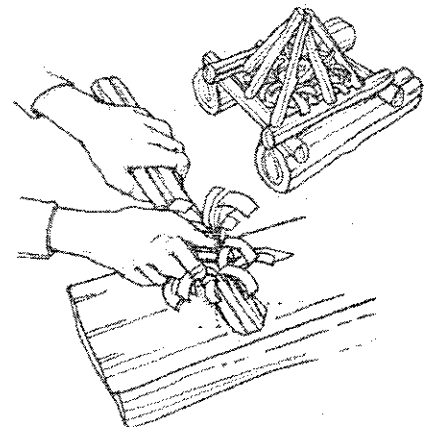
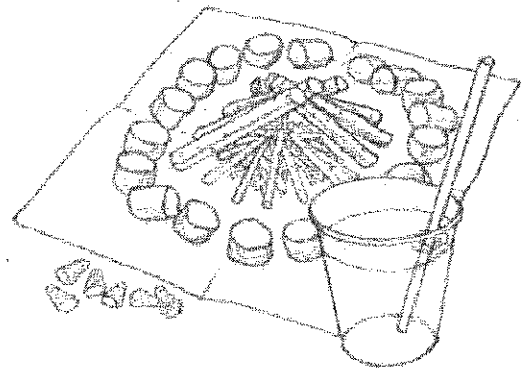
Add kindling (small pretzel sticks) to get the fire going.

Make a triangular base or A-frame to hold the tinder and leave open air space underneath for a draft (medium-sized pretzels).

Your fire will flame (candy corn).

After reviewing these steps, enjoy the snack!

Note: Be aware of food allergies and diet restrictions.



ACTIVITY: FUZZ STICKS

Materials: Piece of soft wood (pine kindling, etc.) without knots about 10 inches long and one inch in diameter, pocketknife.

Hold the top of a stick with one hand and brace it against a stump or whittling board. Cut long, slim shavings down the length of the stick. Avoid short thick ones. Turn the stick as work progresses, making shavings evenly on all sides.

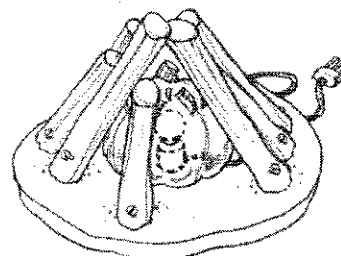

With kindling piled around the fuzz stick, fire building is simple. Fuzz sticks are especially good to make when wood is damp or wet, as the inside of the stick is always drier than the outside.

Follow all pocketknife safety rules.

PROJECT: INDOOR CAMPFIRE

Materials: Ten pieces of split firewood 12 to 16 inches in length, piece of plywood approximately 30 inches in diameter, 20 one-inch wood screws, electric light socket and 25 watt bulb, small orange plastic Halloween pumpkin (the kind used for collecting candy).

Arrange the firewood in a teepee on the plywood base. Carefully turn the wood and base to one side. Use the wood screws to secure half of the wood to the base. Fasten the light socket to the base in the middle of the teepee. Make a cut down the side of the pumpkin, then cut out the bottom of the pumpkin. Make triangular cuts along the top of the pumpkin to simulate flame tips. Place the pumpkin shell around the light socket. Fasten the remaining firewood to complete the teepee.




(Tip: Two pieces of the firewood that are side by side can be fastened to the base with small hinges to allow access to the light socket.)

Alternative: In place of a light bulb, use several battery-powered votive candles. You do not need to remove the bottom of the pumpkin.

PROJECT: CAMPFIRE NECKERCHIEF SLIDE

Materials: Red, orange, and yellow craft foam; small twigs or cinnamon sticks; ½-inch PVC pipe section; low-temp glue gun, fine-point markers (optional).

Using a low-temp glue gun, glue the twigs together. Cut flames out of craft foam and glue them onto the back of the twigs. Additional flames may be added with fine-point markers, if desired. Attach the PVC section.



SNACK: APPLE S'MORES

Ingredients:

- Apple
- Creamy peanut butter
- Mini marshmallows

Cut the apple into thick slices. Spread each slice with peanut butter. Top one slice with three or four mini marshmallows, then top with another apple slice with its peanut butter side down. Gently squeeze together and eat right away.

Note: Be aware of food allergies and diet restrictions.

DID YOU KNOW?

Cub Scout Religious Emblems. Cub Scout religious emblems can be earned in more than 30 different faiths or denominations. The religious awards are not Scouting awards, but are offered by different faiths or religious groups. More information can be found at

<http://www.scouting.org/scoutsource/Awards/ReligiousAwards.aspx>, and on the PRAY (Program of Religious Activities with Youth) Web site, www.praypub.org.