



Hike-a-Thon: Narragansett Council's new summer, Peer2Peer fundraising event.

- From July 1-August 15 participants hike to raise money for the Narragansett Council's Scouting programs. If you love the outdoors and want to get outside more this Summer Hike-a-Thon is perfect for you.
- Participants collect donations online while completing hikes and have the chance to win prizes in weekly and overall categories related to distance, elevation, number of hikes etc...
- Registration starts June 1st. Start by visiting: <http://www.narragansettbsa.org/event/hike-a-thon/2800027>.
- Once registered participants set up their Peer2Peer fundraising pages. See page 2 for full details.
- Participants will have the chance to earn awesome prizes individually and in overall and weekly competitions! Remember to log your miles, see page 5 for full details.

Individual Prizes

- \$25 raised – T-Shirt and Patch
- \$200 raised – Water Bottle
- \$1000 raised – Day Pack

Competitions

- Most Money Raised (Adult only)
- Most Individual Donors (Adult only)
- Most Miles Hiked (Youth and Adult categories)
- Most Elevation Gained (Youth and Adult categories)
- Most hikes taken (Youth and Adult categories)

Weekly Prize Drawings

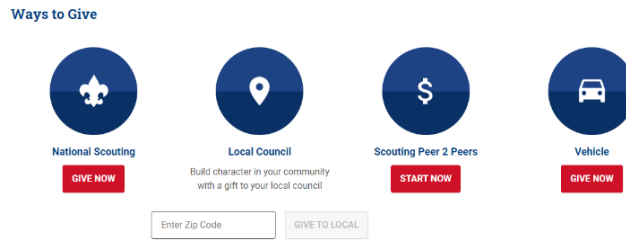
- Logged at least one mile.
- Received at least one new contribution.
- Featured Story/Picture on Social Media using #GetScoutside
- #WickedAwesomeSummit and tagging the Narragansett Council Facebook page.



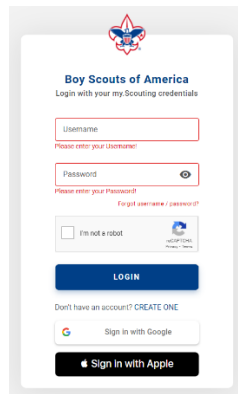
Contact Mark Arnold with questions about Hike-a-Thon: Mark.Arnold@scouting.org

Create your Peer2Peer Fundraising Page

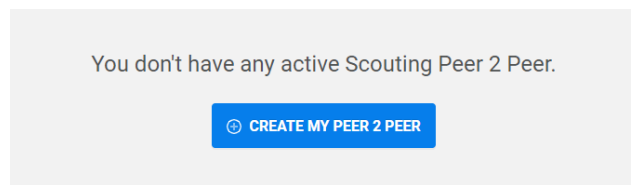
1. Go to ScoutingGives: <https://donations.scouting.org/#/national>
2. Scroll to the bottom of the page and click on “start now” under Scouting Peer 2 Peers.



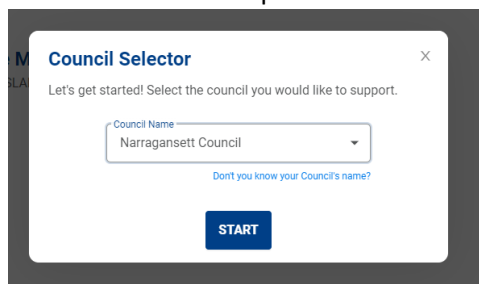
3. Log in with your my.scouting.org credentials.
 - a. My.Scouting is where you have taken Youth Protection Training in the past
 - b. If you do not have a my.scouting account you can create one by clicking “Create One” and following the steps on **page 6** of this guide to create an account.



4. Click on “Create My Peer 2 Peer”



5. Select “Narragansett Council” on the Council Selector drop down:



6. Create New Appeal Step 1:

1 Define 2 Thank 3 Submit

Scouting Peer 2 Peer Banner Image

Scouting Peer 2 Peer Purpose: Hike-A-Thon

Scouting Peer 2 Peer Goal: 200

Scouting Peer 2 Peer Name: Sample Hike-A-Thon Page

Enter Donation Amount

Scouting Peer 2 Peer Description: Please join me in supporting local Scouting through the Narragansett Council Hike-A-Thon. My goal is to raise \$200 and hike 50 miles!

133 / 600

End Date: 2021-08-15

Allow donor to define donation amount

Allow donor pay fees

Offline Gifts

Sample Hike-A-Thon Page

By Mark Antone Arnold

Hike-A-Thon

Please join me in supporting local Scouting through the Narragansett Council Hike-A-Thon. My goal is to raise \$200 and hike 50 miles!

Donation Amount: \$ 25.00

Donor Pay Fees

Don't share my info as a Donor

Total Gift Amount \$ 25.00

- Add an image of you, your family, your Scouts etc... hiking or enjoy the outdoors.
- Select "Hike-a-Thon" under the Scouting Peer 2 Peer Purpose drop down
- Name your Peer2Peer and add a description with your fundraising and mileage goals.
- Add a goal of at least \$200 and click "allow donor to define donation amount" and "allow donor pay fees"
- Optional: add donation levels and an End Date (Hike-A-Thon ends 8/15/2021)
- Click "Next"

7. Create New Appeal Step 2

Create New Appeal

1 Define 2 Thank 3 Submit

Acknowledgement Image

LOAD PREVIOUS PHOTO

Thank you message: Thank you for supporting Scouting in the Narragansett Council through my Hike-a-Thon. I hope to see you out on the trails!

Council Name: Narragansett Council

Council Contact Email: 546Development@scouting.org

My Signature: Mark Antone Arnold

Council Phone: 4013518700

BACK SAVE FOR LATER SEND FOR APPROVAL

Preview

Sample Hike-A-Thon Page

By Mark Antone Arnold

Hike-A-Thon

Please join me in supporting local Scouting through the Narragansett Council Hike-a-Thon. My goal is to raise \$200 and hike 50 miles!

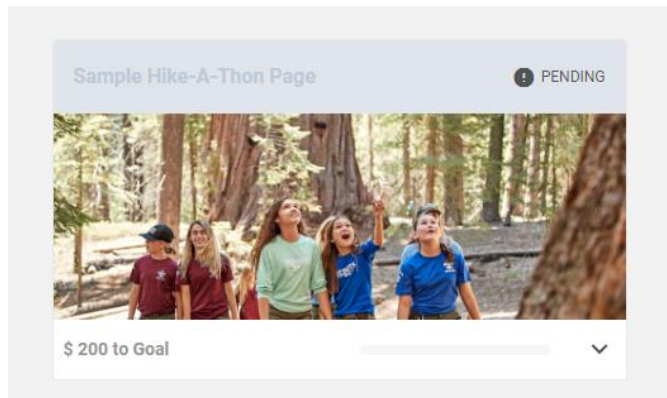
Donation Amount: \$ 25.00

Donor Pay Fees

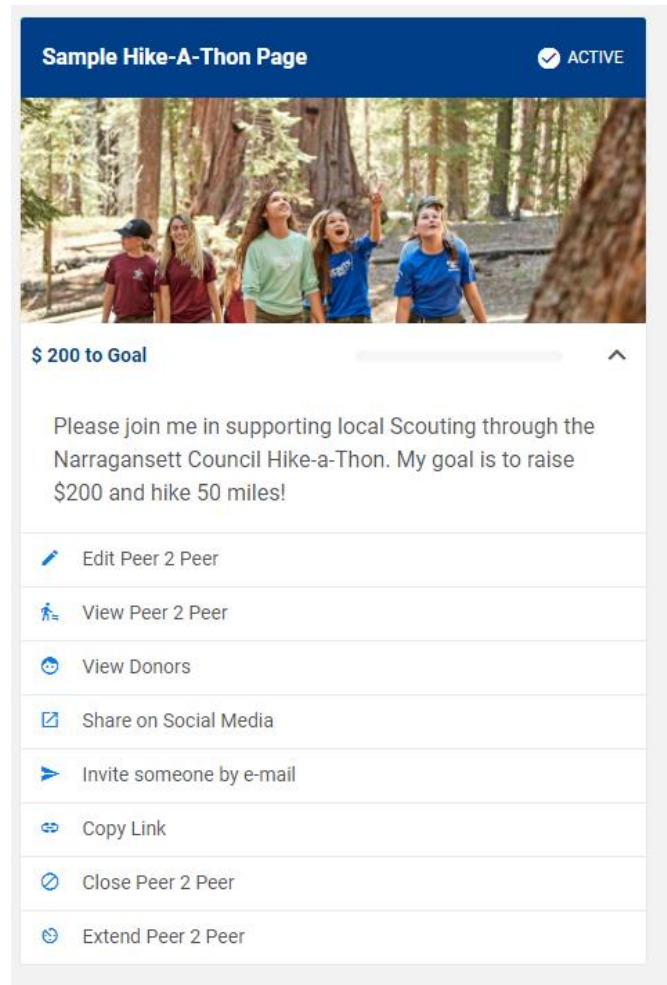
Don't share my info as a Donor

Total Gift Amount \$ 25.00

- Choose a new photo or select to load your photo from step 1.
 - Write a personal thank you message to your donors
 - Click "Send for Approval"
8. Once you have clicked "Send for Approval" someone from the Narragansett Council Development team will review and approve your Peer2Peer page. We will be reviewing these daily during the Hike-a-Thon registration period.



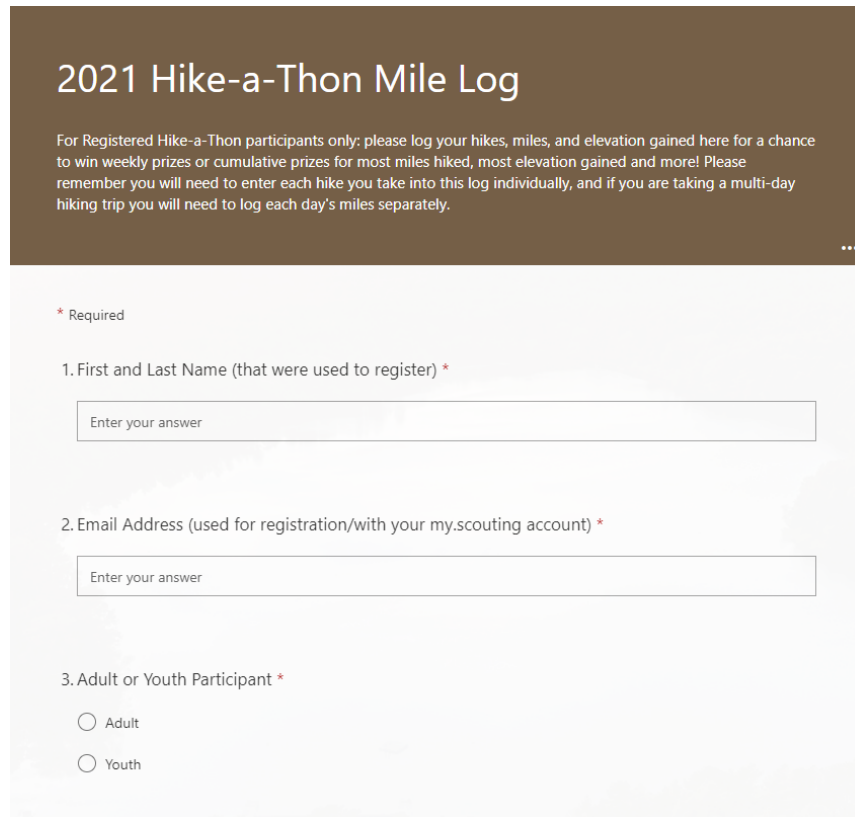
Once approved follow steps 1-3 again and you will see your live Peer2Peer which can now be shared on Social Media, email, or by copying and pasting the link.



Congratulations you are ready to get outside and reach your Hike-a-Thon goals!

Log Your Miles

To log your miles, click this link: <https://forms.office.com/r/Fs8BzeqpiU>



2021 Hike-a-Thon Mile Log

For Registered Hike-a-Thon participants only: please log your hikes, miles, and elevation gained here for a chance to win weekly prizes or cumulative prizes for most miles hiked, most elevation gained and more! Please remember you will need to enter each hike you take into this log individually, and if you are taking a multi-day hiking trip you will need to log each day's miles separately.

* Required

1. First and Last Name (that were used to register) *

Enter your answer

2. Email Address (used for registration/with your my.scouting account) *

Enter your answer

3. Adult or Youth Participant *

Adult

Youth

In addition, you can log your elevation gained if you are using an app like Apple Health, GAIA, or other fitness/hiking tracking tools.


Don't forget to include a story of your hike. We will be selecting great stories from our hikers each week and sharing them on social media.

Save this link so you can access it quickly. You will need to log each hike you take individually, and with weekly prizes available you don't want to wait until August 15th to log your miles!

Youth participants have an additional question to include the name of the registered adult that they are participating with on the mileage log.

Creating a My.Scouting account

1. Go to My.Scouting.org: <https://my.scouting.org/>
2. Click “Create Account” on the right-hand side of the screen



3. Enter your name, DOB, and Zip Code to move to the next step.

4. Enter your contact information, security questions, and select an account log in (BSA Credentials or Google/Apple Log in)

5. Click “Create Account” and you are all set. You can now log in and create a Peer2Peer page!